

Signify Classified - Internal  
Cooper Lighting Solutions Photometric Lab  
1121 Highway 74 South  
Peachtree City, GA 30269



Scaled data based on original data using  
LM-79-08 Approved Method: Electrical and Photometric Measurements of Solid-  
State Lighting Products

Test Report Prepared for  
Cooper Lighting Solutions  
(formerly Eaton)

Brand: LUMARK

Report Number: P980973

Luminaire Tested: **NFFLD-L-C150-7040-66**

Issue Date: 04/10/2025

**Test Information**

Test Method: LM-79-08  
Report Number: P980973  
Test Lab: INNOVATION CENTER(G2)  
Issue Date: 04/10/2025  
Manufacturer: COOPER LIGHTING SOLUTIONS (FORMERLY EATON)  
Product Line: LUMARK  
Catalog Number: NFFLD-L-C150-7040-66  
Description: LUMARK NIGHT FALCON LARGE SIZE 320W 70CRI 4000K LED FIXTURE NEMA 6  
Light Source: (4) 4000K CCT, 70 CRI LEDS  
Ballast/Driver: ELECTRONIC DRIVER

**Summary**

Lumens per Lamp: N/A  
Luminaire Lumens: 50177.9 lumens  
Efficiency: N/A  
Efficacy: 154.8 lumens/watt  
Luminous Opening: Rectangular (W 1' x L: 0.67' x H: 0')  
IES Classification: Type I - Short  
BUG Rating: B5 - U0 - G3

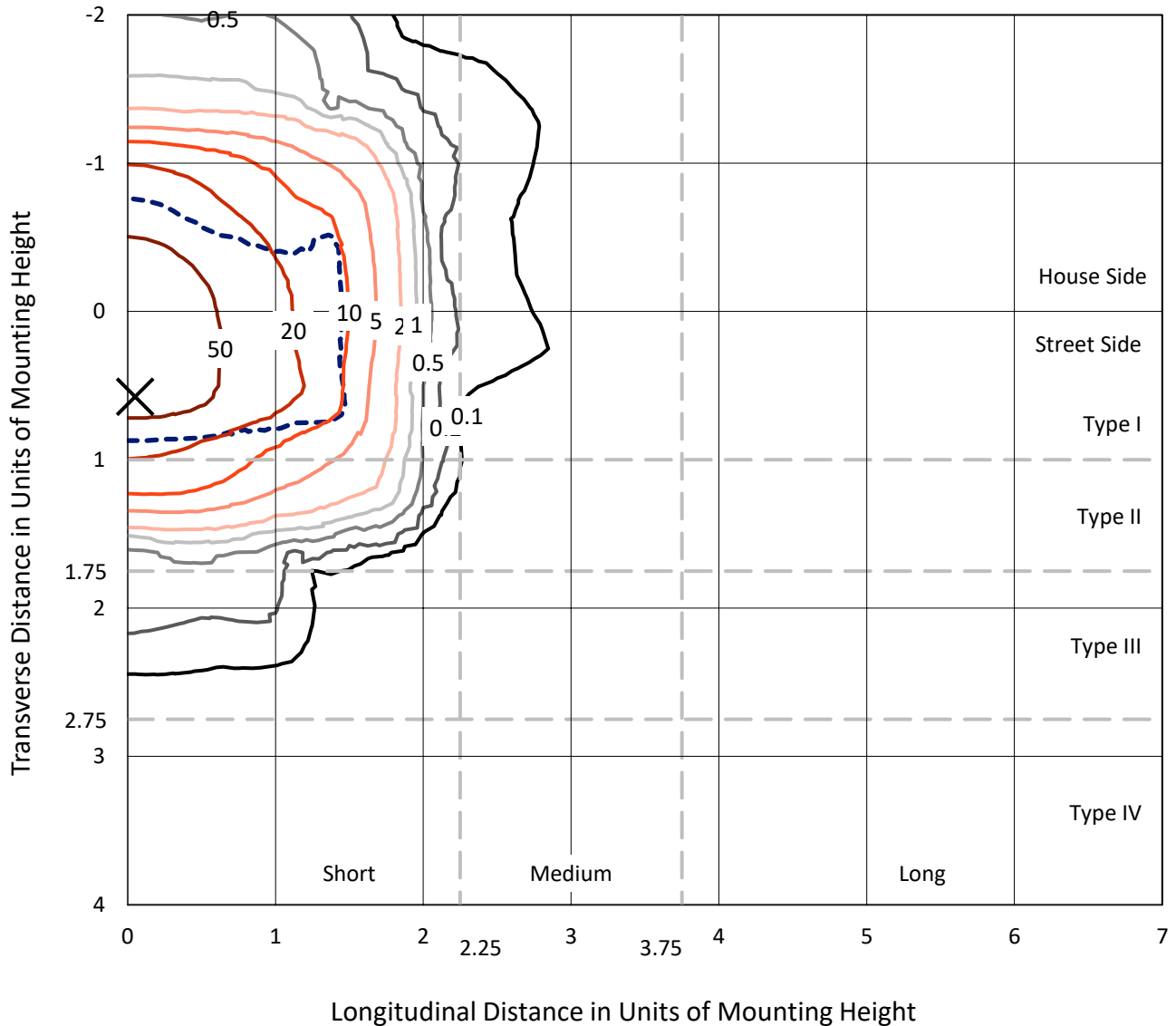
Input Watts (W): 324.1  
Input Voltage (V): 120  
Input Current (Ain): NR  
Voltage Rise (V): NR  
Power Factor: 0.99  
Total Harmonic Distortion (THDi): 2.79%  
Frequency (hertz): 60  
Stabilization Time: NR  
Operation Time: NR  
Ambient Temperature (°C): NR  
Test Distance: 28.75 FT



REPORT NUMBER: P980973  
 CATALOG NUMBER: NFFLD-L-C150-7040-66

### Iso-Footcandle Lines of Horizontal Illumination

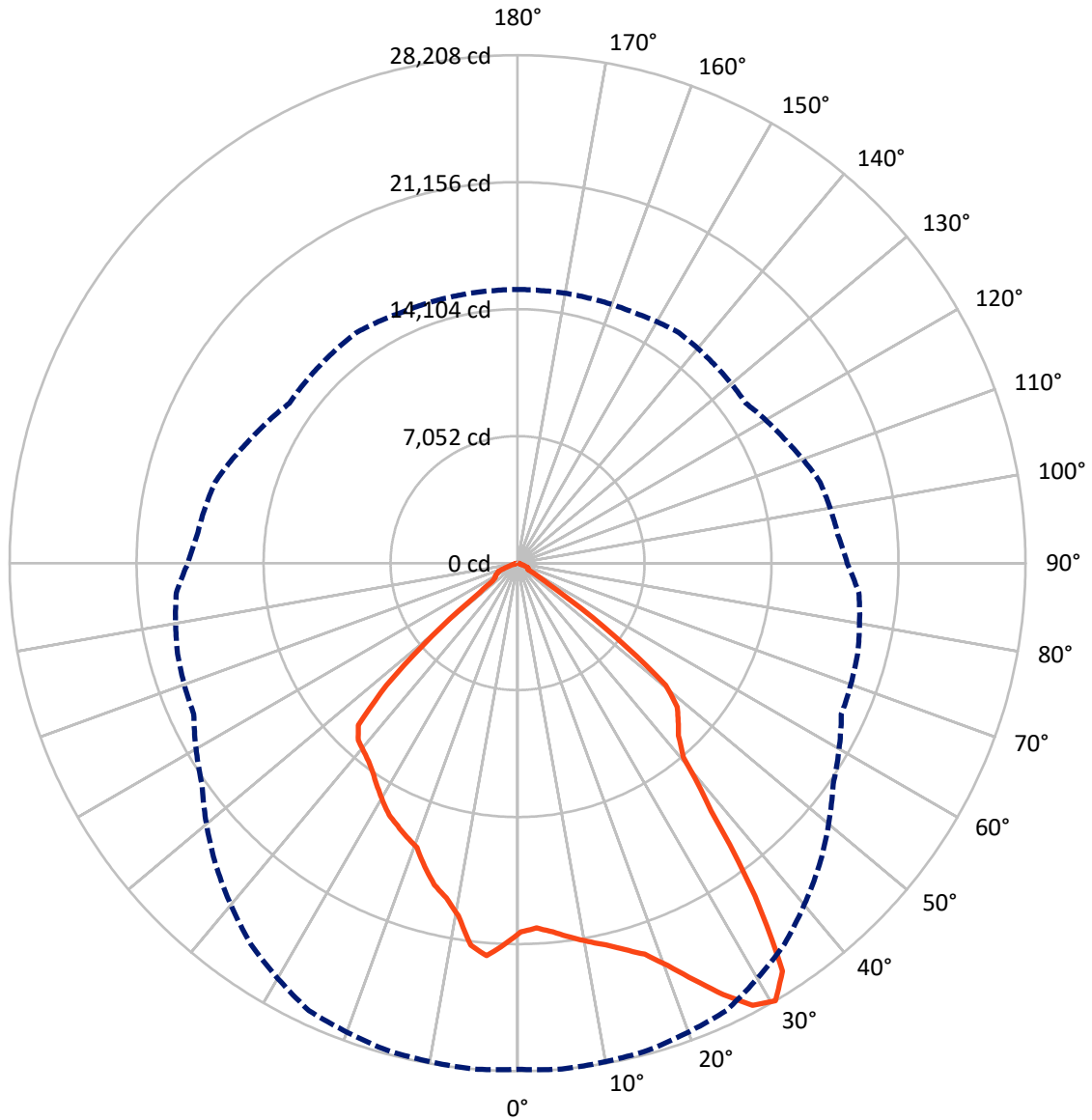
✕ Max cd  
 - - - 1/2 Max cd



Based on 15 foot mounting height. Maximum calculated value = 93.3 fc  
 Type I - Short - N/A

REPORT NUMBER: P980973  
CATALOG NUMBER: NFFLD-L-C150-7040-66

### Luminous Intensity Polar Plot



— Vertical Plane Through 5-Deg Lateral      - - - Horizontal Cone Through 30-Deg Vertical

REPORT NUMBER: P980973  
 CATALOG NUMBER: NFFLD-L-C150-7040-66

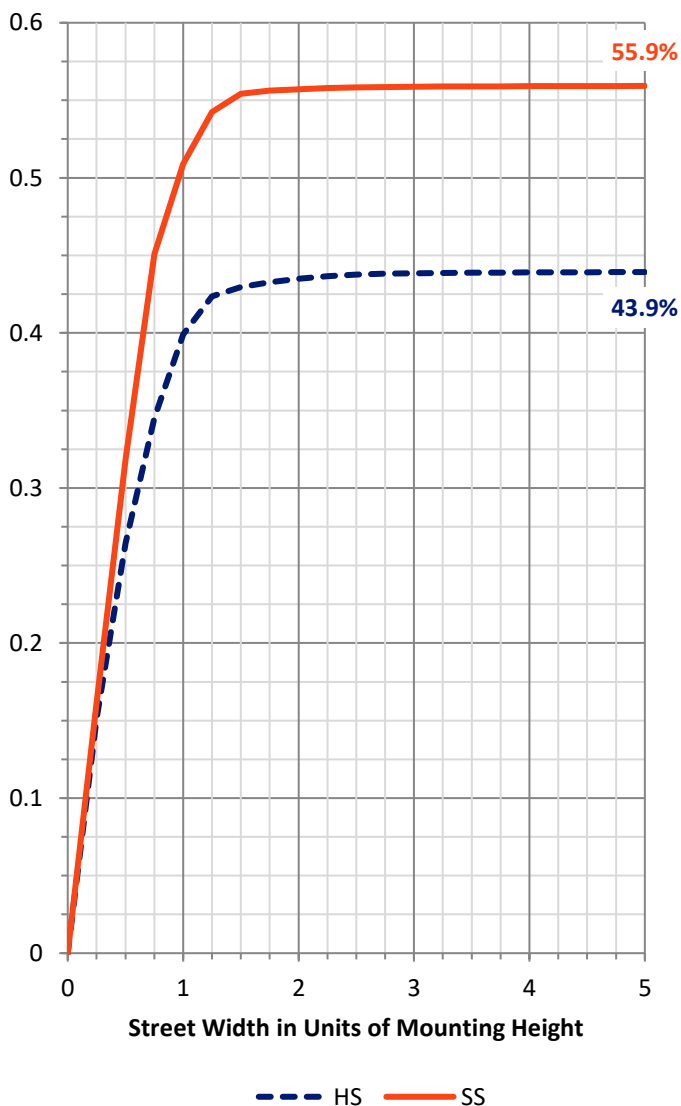
**FLUX DISTRIBUTION:**

		Downward	Upward	Total
<b>House Side</b>	Lumens	22193.2	0.0	22193.2
	% Fixture	44.2	0.0	44.2
<b>Street Side</b>	Lumens	27984.7	0.0	27984.7
	% Fixture	55.8	0.0	55.8
<b>Total</b>	Lumens	50177.9	0.0	50177.9
	% Fixture	100.0	0.0	100.0

**Coefficient of Utilization**

**ZONAL LUMENS:**

Zone	Lumens	% Fixture
0°-10°	2003.5	4.0
10°-20°	5803.9	11.6
20°-30°	9248.9	18.4
30°-40°	11562.7	23.0
40°-50°	11346.9	22.6
50°-60°	8112.3	16.2
60°-70°	1794.9	3.6
70°-80°	275.7	0.5
80°-90°	29.2	0.1
90°-100°	0.0	0.0
100°-110°	0.0	0.0
110°-120°	0.0	0.0
120°-130°	0.0	0.0
130°-140°	0.0	0.0
140°-150°	0.0	0.0
150°-160°	0.0	0.0
160°-170°	0.0	0.0
170°-180°	0.0	0.0
0°-90°	50177.9	100.0
0°-180°	50177.9	100.0



REPORT NUMBER: P980973

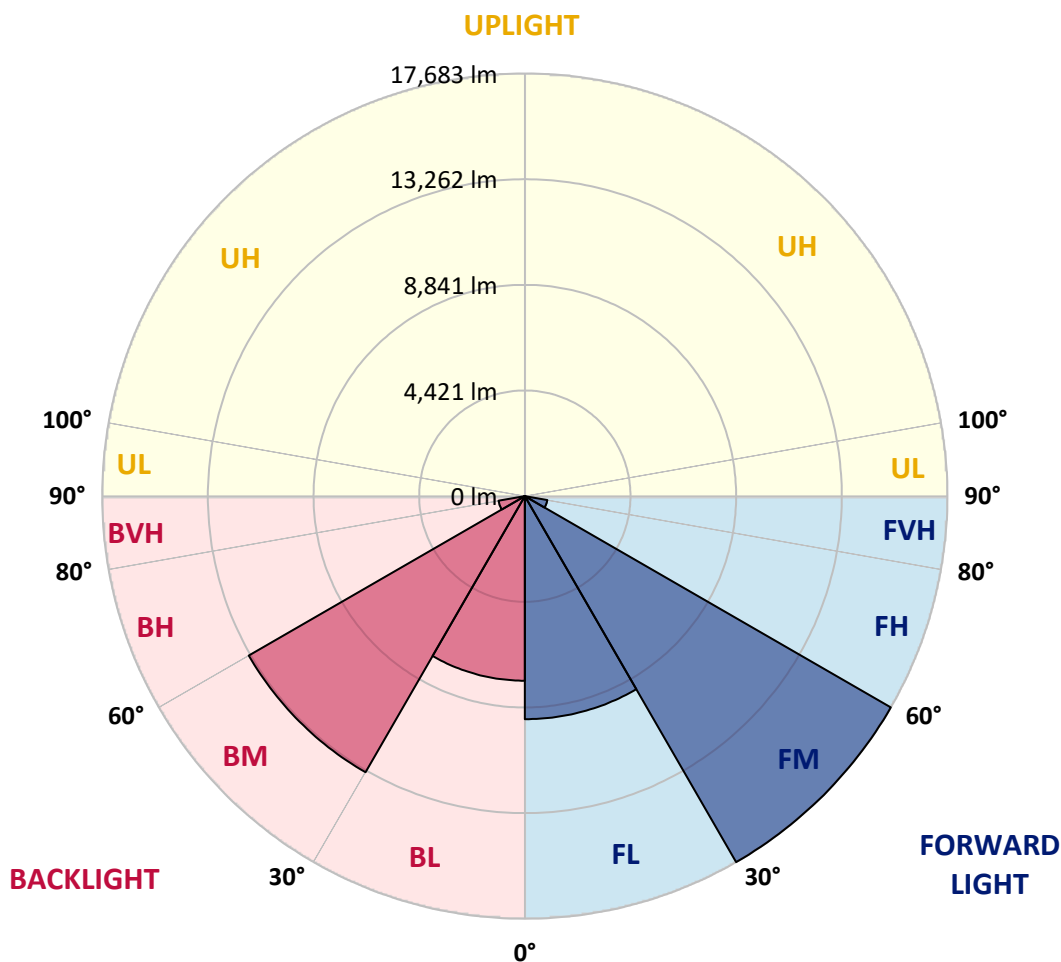
CATALOG NUMBER: NFFLD-L-C150-7040-66

**LUMINAIRE CLASSIFICATION SYSTEM LUMEN TABLE AND BUG RATING:**

Zone	Lumens	% Fixture	Zone Rating/Lumen Limit		
			B	U	G
FL (0°-30°)	9332.6	18.6			
FM (30°-60°)	17682.7	35.2			
FH (60°-80°)	954.7	1.9			G1/1800
FVH (80°-90°)	14.7	0.0			G1/100
BL (0°-30°)	7723.7	15.4	B5		
BM (30°-60°)	13339.2	26.6	B5		
BH (60°-80°)	1115.9	2.2	B3/2500		G3/2500
BVH (80°-90°)	14.4	0.0			G1/100
UL (90°-100°)	0.0	0.0		U0/0	
UH (100°-180°)	0.0	0.0		U0/0	

**BUG Rating: B5-U0-G3**

Type I Short





REPORT NUMBER: P980973  
 CATALOG NUMBER: NFFLD-L-C150-7040-66

**CANDELA DISTRIBUTION (FULL):**

	0°	5°	15°	25°	35°	45°	55°	65°	75°	85°	90°
0°	20480.9	20480.9	20480.9	20480.9	20480.9	20480.9	20480.9	20480.9	20480.9	20480.9	20480.9
2.5°	20251.7	20284.4	20317.2	20366.3	20431.8	20464.5	20431.8	20399.0	20382.7	20415.4	20431.8
5°	20530.0	20579.1	20595.5	20628.2	20661.0	20628.2	20611.9	20579.1	20562.7	20579.1	20628.2
7.5°	20939.3	20972.0	20955.7	20939.3	20922.9	20808.3	20693.7	20644.6	20644.6	20693.7	20824.7
10°	21299.5	21365.0	21283.1	21217.6	21103.0	20922.9	20726.5	20611.9	20644.6	20742.8	20906.6
12.5°	21757.9	21757.9	21676.0	21610.5	21348.6	21135.8	20873.8	20693.7	20693.7	20873.8	21053.9
15°	22314.5	22265.4	22232.7	22052.6	21741.5	21397.7	21070.3	20808.3	20759.2	21037.5	21152.1
17.5°	23018.5	22838.4	22756.5	22445.5	22019.8	21577.8	21135.8	20922.9	20775.6	21070.3	20939.3
20°	23984.4	23853.4	23591.5	23100.3	22232.7	21659.6	21135.8	20857.4	20742.8	20906.6	20775.6
22.5°	25228.7	25146.8	24557.4	23935.3	22789.3	21725.1	21053.9	20677.3	20644.6	20562.7	20284.4
25°	26751.2	26538.4	25932.6	25048.6	23624.2	22363.6	21037.5	20349.9	20235.3	20022.5	19531.3
27.5°	28044.6	27815.4	27078.7	26292.8	24770.3	23313.2	21168.5	19957.0	19826.0	19678.7	19072.9
30°	28110.1	28208.3	28011.8	27422.5	25834.4	23706.1	21397.7	19842.4	19547.7	19023.8	18303.5
32.5°	26784.0	27013.2	27487.9	27700.8	26636.6	24180.9	21594.2	19891.5	19351.2	18090.6	17501.3
35°	22249.0	22707.4	24655.7	26489.3	26865.8	24868.5	21757.9	19891.5	19285.8	17419.4	16961.0
37.5°	17092.0	17468.5	19122.0	22445.5	25850.8	25294.1	22118.1	19776.9	19203.9	17468.5	16846.4
40°	13965.0	14177.8	14898.2	17157.5	22281.8	24590.2	22478.2	19907.9	18958.3	17501.3	16911.9
42.5°	13113.7	13097.3	12949.9	13784.9	16993.7	22527.3	22723.8	20235.3	18549.0	17288.4	16797.3
45°	12540.7	12507.9	12376.9	12540.7	13441.1	18434.4	22543.7	20824.7	18041.5	16535.3	16207.9
47.5°	11918.5	11934.9	11885.8	11951.3	11787.6	13997.7	21528.7	21070.3	17173.8	15274.7	15160.1
50°	10428.7	10674.3	11329.2	11394.6	10969.0	11296.4	18434.4	20955.7	16551.7	14914.5	14816.3
52.5°	6483.2	6876.1	8807.9	10445.1	10199.5	10199.5	14063.2	21119.4	15438.4	14783.6	14849.1
55°	2292.0	2586.7	4715.0	7187.1	9135.4	9315.4	11116.3	18794.6	15307.5	15012.8	15078.3
57.5°	573.0	704.0	1440.7	3110.6	6155.7	8447.8	9937.6	15520.3	11623.8	11214.6	11378.3
60°	671.2	654.9	900.4	998.7	2390.3	6679.6	8955.3	10477.8	7498.2	7023.4	7105.3
62.5°	720.4	671.2	704.0	884.1	392.9	3274.3	7138.0	6237.6	3094.2	2292.0	2423.0
65°	638.5	605.7	556.6	818.6	278.3	605.7	4207.5	1833.6	442.0	704.0	638.5
67.5°	425.7	442.0	458.4	654.9	261.9	261.9	556.6	458.4	311.1	638.5	556.6
70°	245.6	261.9	311.1	392.9	261.9	212.8	245.6	376.5	261.9	638.5	556.6
72.5°	147.3	147.3	147.3	163.7	261.9	180.1	163.7	311.1	229.2	589.4	556.6
75°	114.6	114.6	114.6	98.2	229.2	114.6	114.6	245.6	196.5	425.7	425.7
77.5°	98.2	98.2	98.2	81.9	131.0	98.2	98.2	180.1	180.1	212.8	245.6
80°	65.5	65.5	65.5	65.5	81.9	81.9	65.5	98.2	81.9	98.2	114.6
82.5°	32.7	49.1	49.1	32.7	49.1	49.1	49.1	65.5	49.1	65.5	65.5
85°	16.4	16.4	16.4	16.4	16.4	16.4	16.4	32.7	16.4	16.4	32.7
87.5°	0.0	0.0	0.0	0.0	0.0	0.0	0.0	0.0	0.0	0.0	0.0
90°	0.0	0.0	0.0	0.0	0.0	0.0	0.0	0.0	0.0	0.0	0.0



REPORT NUMBER: P980973  
 CATALOG NUMBER: NFFLD-L-C150-7040-66

**CANDELA DISTRIBUTION (continued):**

	95°	105°	115°	125°	135°	145°	155°	165°	175°	180°
0°	20480.9	20480.9	20480.9	20480.9	20480.9	20480.9	20480.9	20480.9	20480.9	20480.9
2.5°	20464.5	20546.4	20661.0	20841.1	20906.6	21021.2	21119.4	21201.2	21201.2	21168.5
5°	20726.5	20955.7	21266.7	21545.0	21643.3	21757.9	21807.0	21888.8	21872.5	21856.1
7.5°	20955.7	21315.8	21643.3	21839.7	21807.0	21659.6	21561.4	21430.4	21381.3	21414.1
10°	21135.8	21463.2	21610.5	21479.6	21086.6	20742.8	20300.8	20006.1	19858.8	19907.9
12.5°	21201.2	21315.8	21184.9	20464.5	19973.4	19645.9	19285.8	19089.3	19007.4	19023.8
15°	21217.6	20955.7	20235.3	19695.1	19334.9	18925.6	18630.9	18450.8	18450.8	18467.2
17.5°	20873.8	20235.3	19613.2	19203.9	18696.4	18270.7	18107.0	18041.5	17632.2	17697.7
20°	20562.7	19645.9	19302.1	18663.6	18057.9	17779.6	16830.0	16731.8	16748.2	16764.5
22.5°	19907.9	19220.3	18909.2	18074.3	17386.7	16617.2	16486.2	16388.0	16404.4	16404.4
25°	19007.4	18614.5	18188.9	17321.2	16486.2	16338.9	16240.6	16109.7	16044.2	16060.6
27.5°	18499.9	18008.8	17222.9	16486.2	15946.0	16011.4	15896.8	15700.4	15700.4	15716.8
30°	17861.4	17386.7	16338.9	15471.2	15520.3	15618.5	15340.2	15242.0	15192.9	15192.9
32.5°	17075.6	16420.7	15503.9	14685.3	14980.0	14947.3	14603.5	14636.2	14669.0	14636.2
35°	16486.2	15634.9	14865.4	14423.4	14308.8	14177.8	13997.7	14112.3	14161.4	14128.7
37.5°	16338.9	15323.8	14521.6	14210.6	13768.5	13523.0	13572.1	13686.7	13752.2	13735.8
40°	16289.8	15012.8	14226.9	13899.5	13310.1	13097.3	13162.8	13392.0	13473.8	13457.5
42.5°	16224.3	14799.9	14046.8	13653.9	12835.3	12688.0	12999.1	13211.9	13228.3	13211.9
45°	15880.5	14570.7	13932.2	13146.4	12115.0	12295.1	12688.0	12802.6	12606.1	12524.3
47.5°	15078.3	14145.1	13588.4	12524.3	11525.6	11869.4	11918.5	10674.3	9953.9	9790.2
50°	14849.1	14161.4	13195.5	11787.6	11165.4	11509.2	9364.6	7154.4	6254.0	6073.9
52.5°	14783.6	13997.7	13342.9	11018.1	11034.5	9708.4	5910.2	3503.5	2815.9	2684.9
55°	14947.3	14718.1	13588.4	10559.7	10265.0	6319.4	2750.4	1653.5	1702.6	1653.5
57.5°	11280.0	12311.5	13883.1	9839.3	7498.2	3045.1	1735.4	1604.4	1489.8	1457.1
60°	7039.8	8022.1	10166.8	8464.1	3847.3	1817.2	1768.1	1489.8	1440.7	1424.3
62.5°	2324.8	3569.0	5828.3	5566.3	1064.2	1800.9	1784.5	1326.1	1326.1	1326.1
65°	589.4	605.7	1604.4	1915.5	785.8	1604.4	1702.6	1244.2	1211.5	1260.6
67.5°	507.5	458.4	851.3	753.1	654.9	1113.3	1489.8	1195.1	1129.6	1129.6
70°	507.5	540.3	835.0	704.0	409.3	605.7	1080.5	736.7	654.9	605.7
72.5°	474.8	523.9	736.7	638.5	278.3	294.7	474.8	245.6	229.2	196.5
75°	409.3	425.7	573.0	573.0	294.7	147.3	196.5	163.7	163.7	147.3
77.5°	278.3	212.8	327.4	409.3	212.8	98.2	81.9	81.9	81.9	65.5
80°	147.3	81.9	81.9	65.5	81.9	81.9	49.1	65.5	65.5	49.1
82.5°	81.9	49.1	49.1	32.7	32.7	49.1	32.7	32.7	32.7	32.7
85°	32.7	32.7	16.4	16.4	16.4	32.7	16.4	16.4	16.4	16.4
87.5°	0.0	0.0	0.0	0.0	0.0	0.0	0.0	0.0	16.4	16.4
90°	0.0	0.0	0.0	0.0	0.0	0.0	0.0	0.0	0.0	0.0

LM-79-2019: Approved Method: Electrical and Photometric Measurements of Solid-State Lighting Products

Report Prepared for

Cooper Lighting Solutions

Lumark

Report Number: SP1-2501-319-13

Test Date: 02/05/2025

Luminaire Tested: NFFLD-C55-7040-66

Data in this report applies to families of products including NFFLD-C55-7040-66

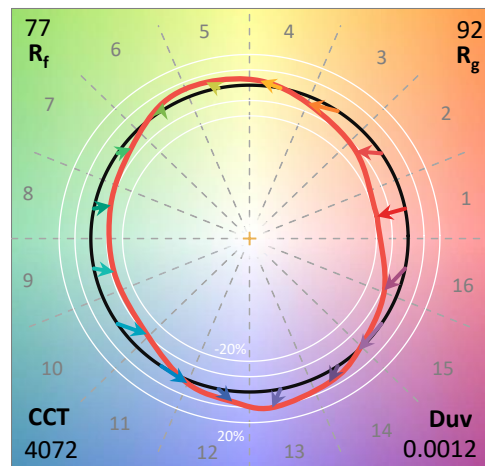
**Test Information**

Test Method: LM-79-2019  
 Report Number: SP1-2501-319-13  
 Test Lab: COOPER LIGHTING SOLUTIONS  
 Photometer: SP1 - 76IN SPHERE  
 Measurement Geometry: 4π  
 Issue Date: 02/06/2025  
 Manufacturer: COOPER LIGHTING SOLUTIONS  
 Product Line: Lumark  
 Catalog Number: **NFFLD-C55-7040-66**  
 Description: LUMARK NIGHT FALCON 16900LM NEMA 6

**Spectral Parameters**

CCT (K): 4072  
 CIE u': 0.2232  
 CIE v': 0.5017  
 Duv: 0.0012  
 CIE x: 0.3781  
 CIE y: 0.3777  
 CIE z: 0.2442  
 Peak Wavelength (nm): 582  
 Dominant Wavelength (nm): 578  
 Purity: 26.82001  
 Rf: 76.8  
 Rg: 91.7

CRI (Ra):	73.2		
R1:	68.7	R9:	-38.7
R2:	82.1	R10:	58.6
R3:	92.3	R11:	65.6
R4:	69.9	R12:	52.4
R5:	69.8	R13:	71.5
R6:	75.1	R14:	95.9
R7:	79.8	R15:	60.5
R8:	47.9		



**Test Conditions**

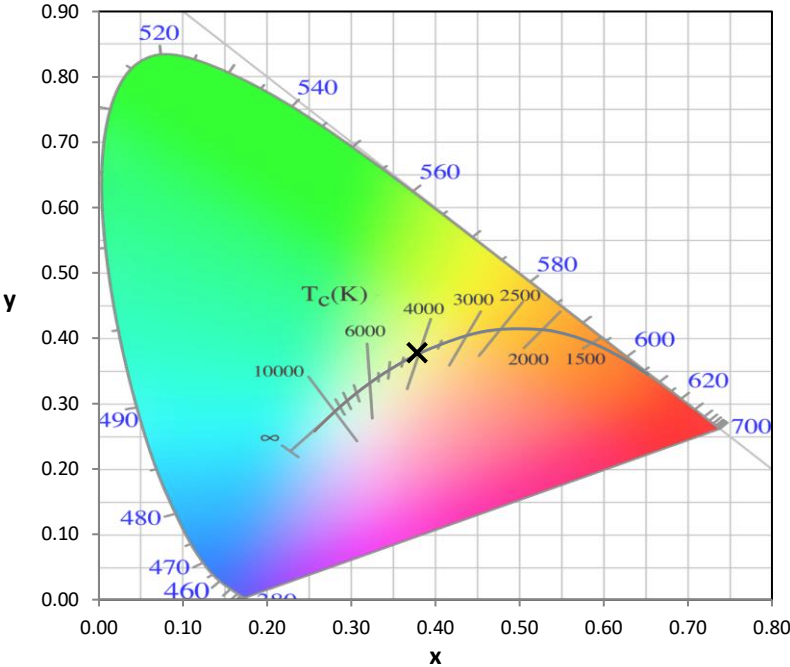
Stabilization Time: 38M  
 Operation Time: 1H 38M  
 Sphere Temperature (°C): 25.0

REPORT NUMBER: SP1-2501-319-13

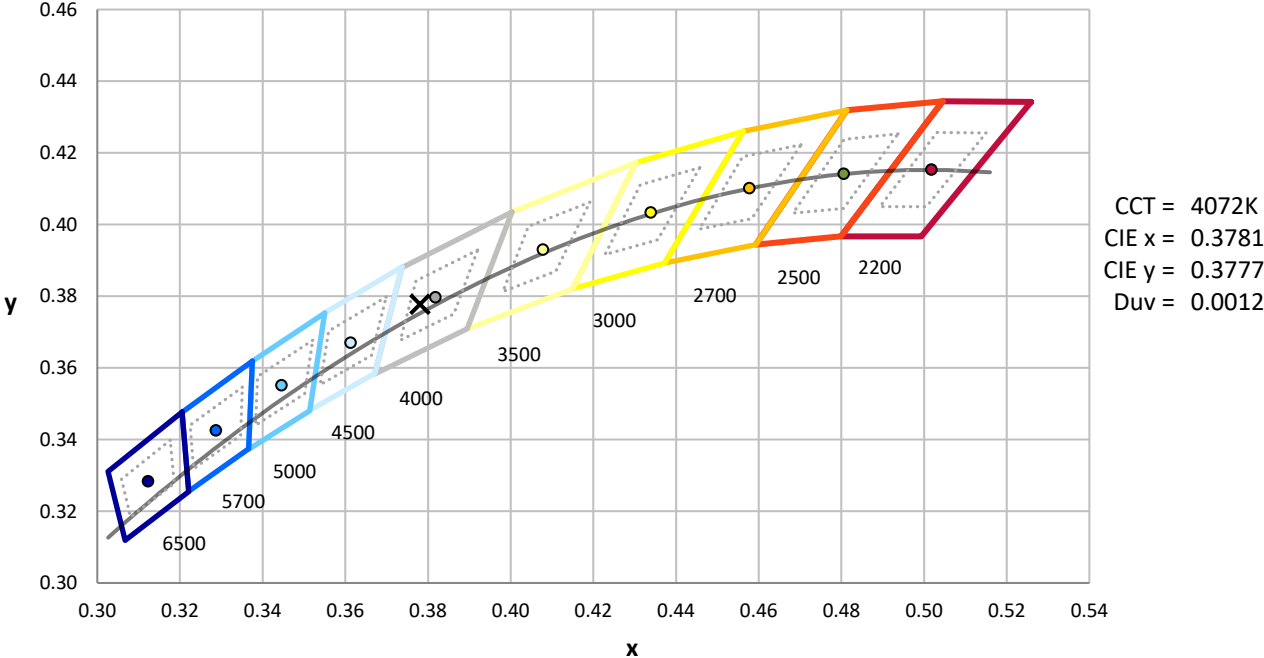
Measurement and Test Equipment			
Instrument	Identification Number	Calibration Date	Calibration Due Date
Photometer	IN0058	12/16/2024	6/16/2025
Power Meter	INXT2011004	1/21/2025	1/21/2026
AC Power Source	IN0063	10/22/2024	10/22/2025
DC Power Source	IN0208	10/22/2024	10/22/2025
Sphere Thermometer	IN0085	10/22/2024	10/22/2025
Room Thermometer	IN0046	10/22/2024	10/22/2025

REPORT NUMBER: SP1-2501-319-13

CIE 1931 Chromaticity Diagram



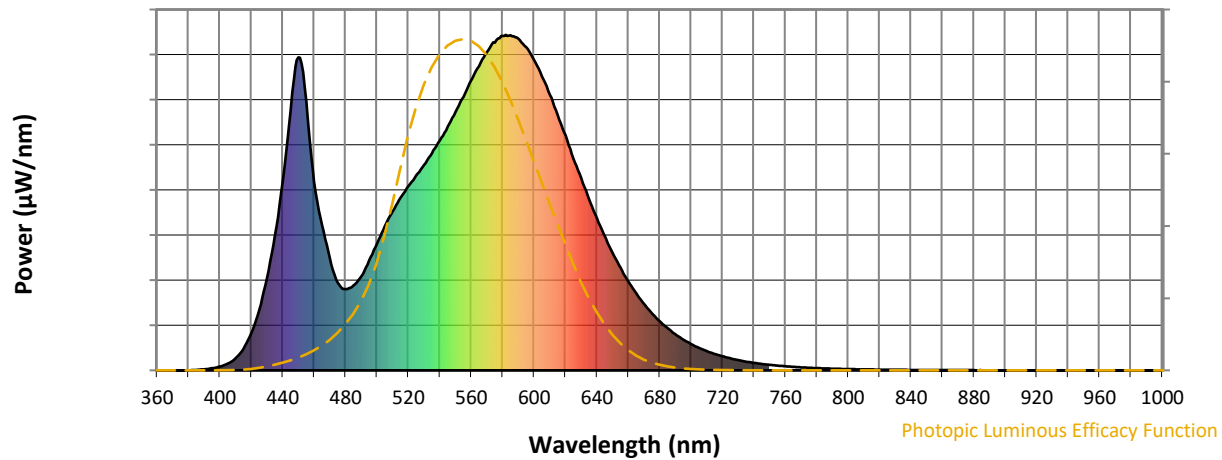
CIE 1931 Chromaticity Diagram with 2017 ANSI 7-Step and 4-Step Quadrangles



Point lies inside the ANSI 4000K 4-step quadrangle

REPORT NUMBER: SP1-2501-319-13

**Photopic Flux vs. Wavelength**

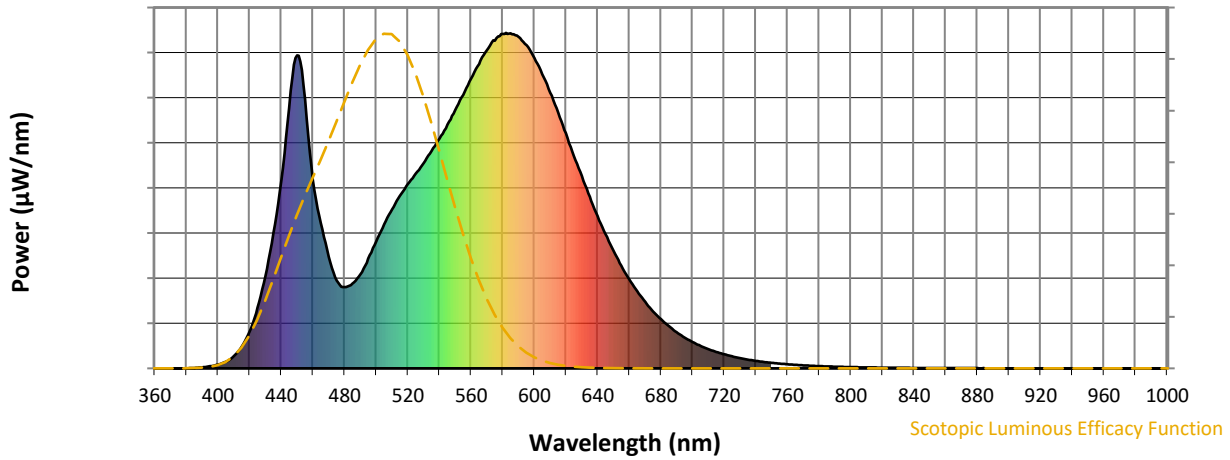


**Photopic Lumens: NR**

$\lambda$ (nm)	Power W <sup>^</sup> /nm	Lumens ( $\phi$ /nm)	$\lambda$ (nm)	Power W <sup>^</sup> /nm	Lumens ( $\phi$ /nm)	$\lambda$ (nm)	Power W <sup>^</sup> /nm	Lumens ( $\phi$ /nm)	$\lambda$ (nm)	Power W <sup>^</sup> /nm	Lumens ( $\phi$ /nm)	$\lambda$ (nm)	Power W <sup>^</sup> /nm	Lumens ( $\phi$ /nm)
360	0	NR	490	280	NR	620	701	NR	750	16	NR	880	1	NR
365	0	NR	495	327	NR	625	633	NR	755	14	NR	885	0	NR
370	0	NR	500	378	NR	630	573	NR	760	12	NR	890	0	NR
375	0	NR	505	429	NR	635	511	NR	765	10	NR	895	0	NR
380	0	NR	510	474	NR	640	454	NR	770	9	NR	900	0	NR
385	1	NR	515	514	NR	645	400	NR	775	8	NR	905	0	NR
390	3	NR	520	549	NR	650	350	NR	780	7	NR	910	0	NR
395	6	NR	525	581	NR	655	306	NR	785	6	NR	915	0	NR
400	11	NR	530	613	NR	660	265	NR	790	5	NR	920	0	NR
405	20	NR	535	647	NR	665	230	NR	795	4	NR	925	0	NR
410	37	NR	540	685	NR	670	198	NR	800	4	NR	930	0	NR
415	65	NR	545	727	NR	675	170	NR	805	3	NR	935	0	NR
420	111	NR	550	770	NR	680	147	NR	810	3	NR	940	0	NR
425	180	NR	555	815	NR	685	126	NR	815	3	NR	945	0	NR
430	275	NR	560	864	NR	690	107	NR	820	2	NR	950	0	NR
435	403	NR	565	907	NR	695	92	NR	825	2	NR	955	0	NR
440	562	NR	570	948	NR	700	78	NR	830	2	NR	960	0	NR
445	775	NR	575	977	NR	705	67	NR	835	2	NR	965	0	NR
450	933	NR	580	997	NR	710	57	NR	840	1	NR	970	0	NR
455	801	NR	585	999	NR	715	49	NR	845	1	NR	975	0	NR
460	562	NR	590	988	NR	720	42	NR	850	1	NR	980	0	NR
465	433	NR	595	963	NR	725	36	NR	855	1	NR	985	0	NR
470	332	NR	600	925	NR	730	31	NR	860	1	NR	990	0	NR
475	261	NR	605	877	NR	735	26	NR	865	1	NR	995	0	NR
480	243	NR	610	822	NR	740	22	NR	870	1	NR	1000	0	NR
485	253	NR	615	762	NR	745	19	NR	875	1	NR			

REPORT NUMBER: SP1-2501-319-13

Scotopic Flux vs. Wavelength



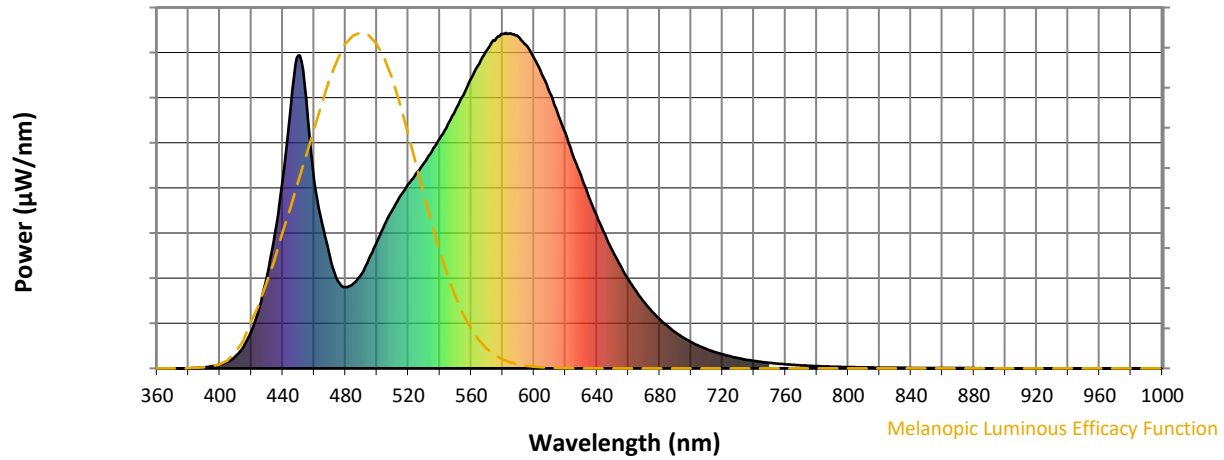
Scotopic Lumens: NR

S/P: 1.6

λ (nm)	Power W <sup>^</sup> /nm	Lumens (φ/nm)	λ (nm)	Power W <sup>^</sup> /nm	Lumens (φ/nm)	λ (nm)	Power W <sup>^</sup> /nm	Lumens (φ/nm)	λ (nm)	Power W <sup>^</sup> /nm	Lumens (φ/nm)	λ (nm)	Power W <sup>^</sup> /nm	Lumens (φ/nm)
360	0	NR	490	280	NR	620	701	NR	750	16	NR	880	1	NR
365	0	NR	495	327	NR	625	633	NR	755	14	NR	885	0	NR
370	0	NR	500	378	NR	630	573	NR	760	12	NR	890	0	NR
375	0	NR	505	429	NR	635	511	NR	765	10	NR	895	0	NR
380	0	NR	510	474	NR	640	454	NR	770	9	NR	900	0	NR
385	1	NR	515	514	NR	645	400	NR	775	8	NR	905	0	NR
390	3	NR	520	549	NR	650	350	NR	780	7	NR	910	0	NR
395	6	NR	525	581	NR	655	306	NR	785	6	NR	915	0	NR
400	11	NR	530	613	NR	660	265	NR	790	5	NR	920	0	NR
405	20	NR	535	647	NR	665	230	NR	795	4	NR	925	0	NR
410	37	NR	540	685	NR	670	198	NR	800	4	NR	930	0	NR
415	65	NR	545	727	NR	675	170	NR	805	3	NR	935	0	NR
420	111	NR	550	770	NR	680	147	NR	810	3	NR	940	0	NR
425	180	NR	555	815	NR	685	126	NR	815	3	NR	945	0	NR
430	275	NR	560	864	NR	690	107	NR	820	2	NR	950	0	NR
435	403	NR	565	907	NR	695	92	NR	825	2	NR	955	0	NR
440	562	NR	570	948	NR	700	78	NR	830	2	NR	960	0	NR
445	775	NR	575	977	NR	705	67	NR	835	2	NR	965	0	NR
450	933	NR	580	997	NR	710	57	NR	840	1	NR	970	0	NR
455	801	NR	585	999	NR	715	49	NR	845	1	NR	975	0	NR
460	562	NR	590	988	NR	720	42	NR	850	1	NR	980	0	NR
465	433	NR	595	963	NR	725	36	NR	855	1	NR	985	0	NR
470	332	NR	600	925	NR	730	31	NR	860	1	NR	990	0	NR
475	261	NR	605	877	NR	735	26	NR	865	1	NR	995	0	NR
480	243	NR	610	822	NR	740	22	NR	870	1	NR	1000	0	NR
485	253	NR	615	762	NR	745	19	NR	875	1	NR			

REPORT NUMBER: SP1-2501-319-13

**Melanopic Flux vs. Wavelength**



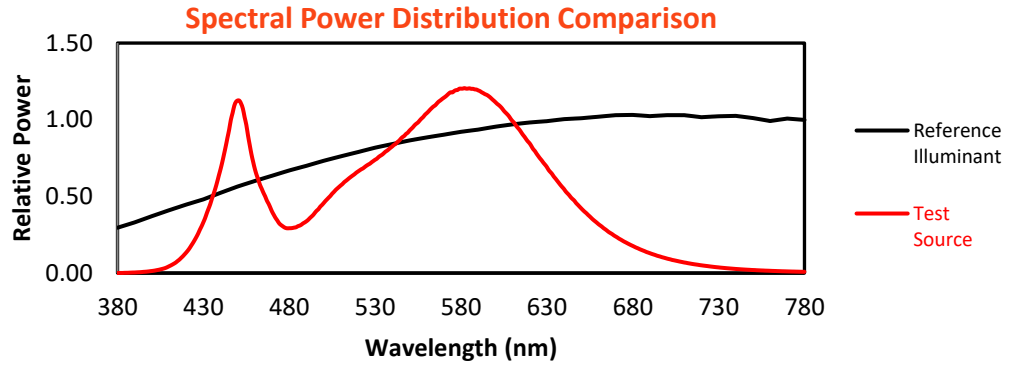
**Melanopic Lumens: NR**

**M/P: 3.24**

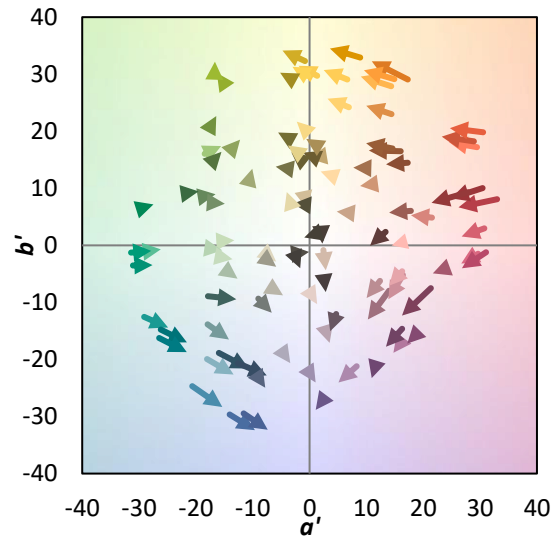
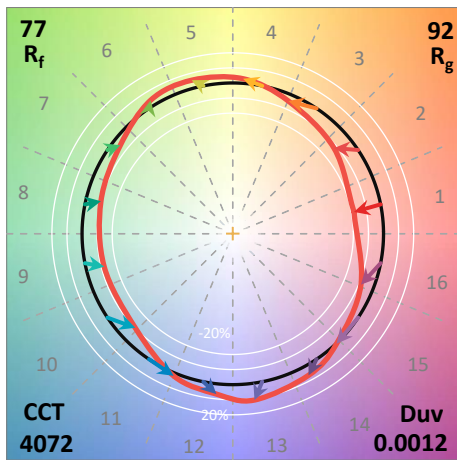
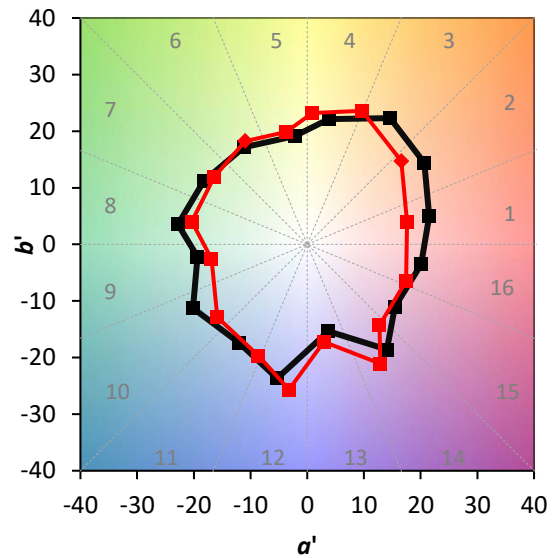
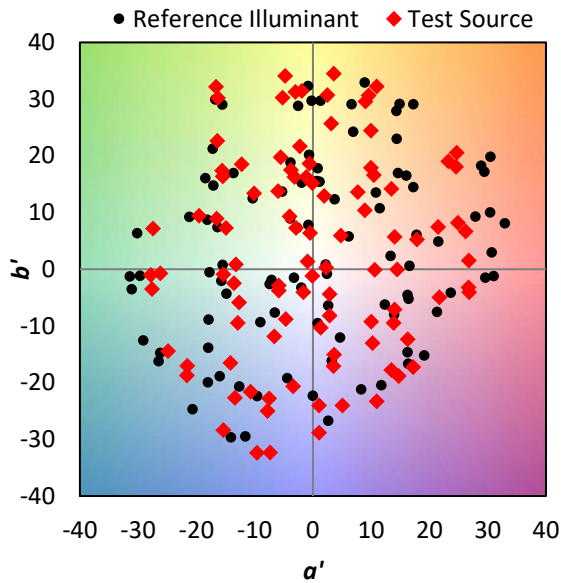
λ (nm)	Power W <sup>^</sup> /nm	Lumens (φ/nm)	λ (nm)	Power W <sup>^</sup> /nm	Lumens (φ/nm)	λ (nm)	Power W <sup>^</sup> /nm	Lumens (φ/nm)	λ (nm)	Power W <sup>^</sup> /nm	Lumens (φ/nm)	λ (nm)	Power W <sup>^</sup> /nm	Lumens (φ/nm)
360	0	NR	490	280	NR	620	701	NR	750	16	NR	880	1	NR
365	0	NR	495	327	NR	625	633	NR	755	14	NR	885	0	NR
370	0	NR	500	378	NR	630	573	NR	760	12	NR	890	0	NR
375	0	NR	505	429	NR	635	511	NR	765	10	NR	895	0	NR
380	0	NR	510	474	NR	640	454	NR	770	9	NR	900	0	NR
385	1	NR	515	514	NR	645	400	NR	775	8	NR	905	0	NR
390	3	NR	520	549	NR	650	350	NR	780	7	NR	910	0	NR
395	6	NR	525	581	NR	655	306	NR	785	6	NR	915	0	NR
400	11	NR	530	613	NR	660	265	NR	790	5	NR	920	0	NR
405	20	NR	535	647	NR	665	230	NR	795	4	NR	925	0	NR
410	37	NR	540	685	NR	670	198	NR	800	4	NR	930	0	NR
415	65	NR	545	727	NR	675	170	NR	805	3	NR	935	0	NR
420	111	NR	550	770	NR	680	147	NR	810	3	NR	940	0	NR
425	180	NR	555	815	NR	685	126	NR	815	3	NR	945	0	NR
430	275	NR	560	864	NR	690	107	NR	820	2	NR	950	0	NR
435	403	NR	565	907	NR	695	92	NR	825	2	NR	955	0	NR
440	562	NR	570	948	NR	700	78	NR	830	2	NR	960	0	NR
445	775	NR	575	977	NR	705	67	NR	835	2	NR	965	0	NR
450	933	NR	580	997	NR	710	57	NR	840	1	NR	970	0	NR
455	801	NR	585	999	NR	715	49	NR	845	1	NR	975	0	NR
460	562	NR	590	988	NR	720	42	NR	850	1	NR	980	0	NR
465	433	NR	595	963	NR	725	36	NR	855	1	NR	985	0	NR
470	332	NR	600	925	NR	730	31	NR	860	1	NR	990	0	NR
475	261	NR	605	877	NR	735	26	NR	865	1	NR	995	0	NR
480	243	NR	610	822	NR	740	22	NR	870	1	NR	1000	0	NR
485	253	NR	615	762	NR	745	19	NR	875	1	NR			

**Summary**

$R_f = 76.8$   
 $R_g = 91.7$   
 $CIE R_a = 73.2$   
 $R_g = -38.7$

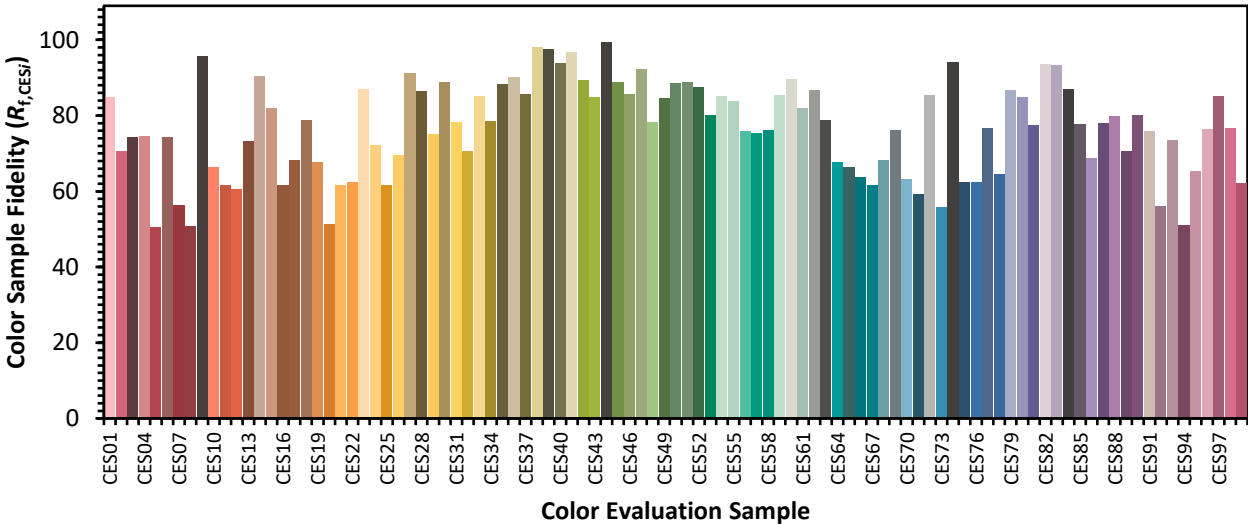


**Color Vector Graphics**

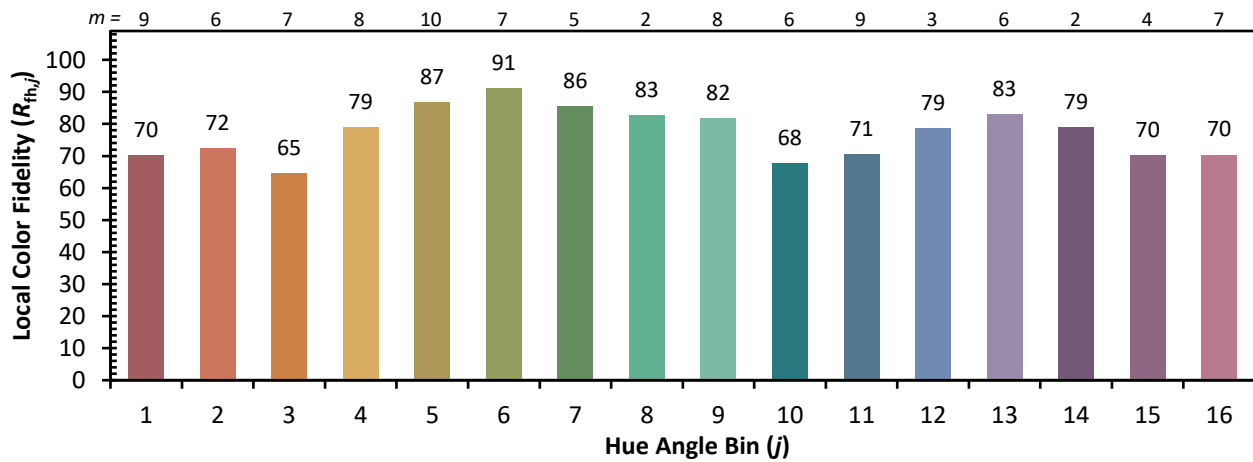
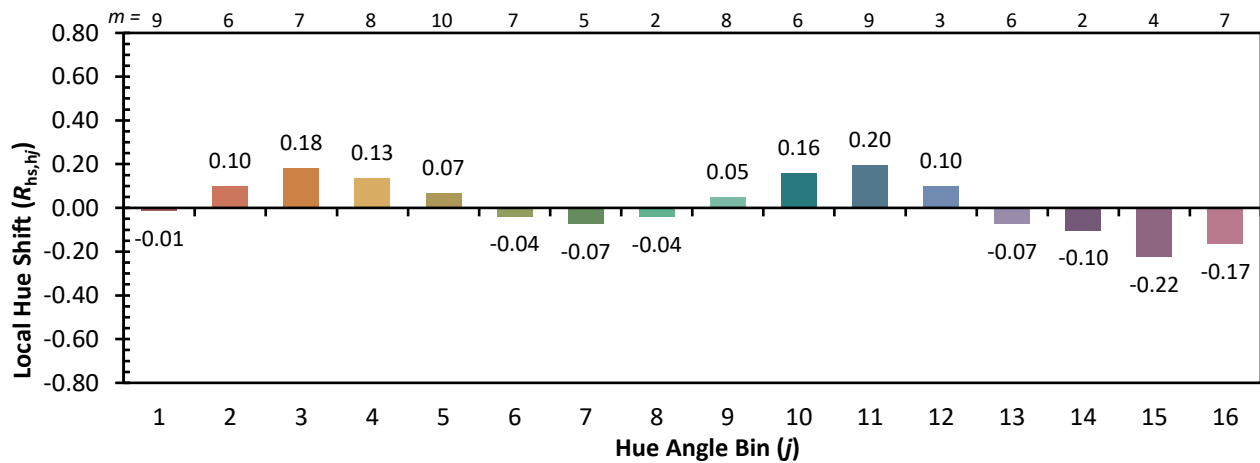
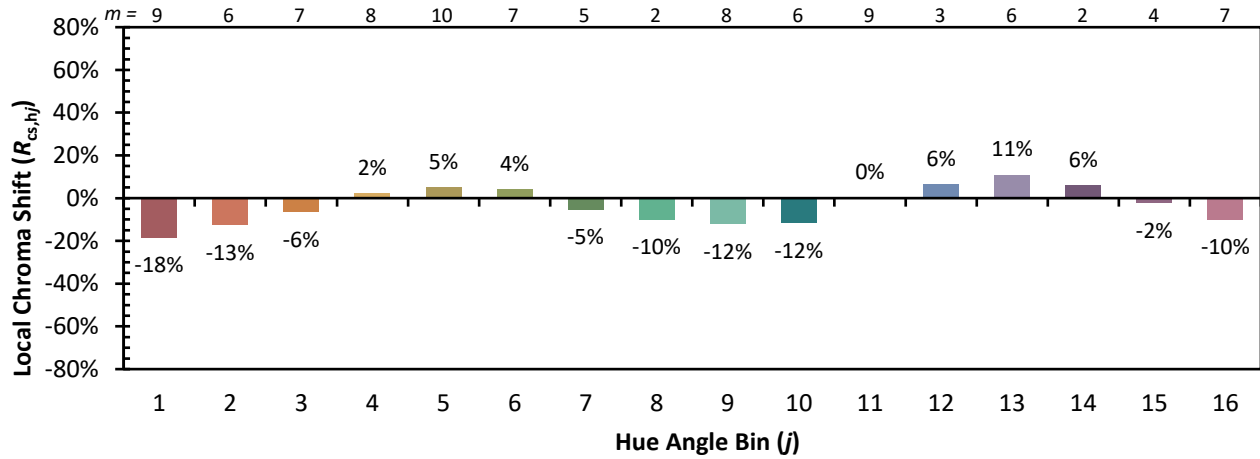


**Individual Sample Fidelity Index ( $R_{f,i}$ )**

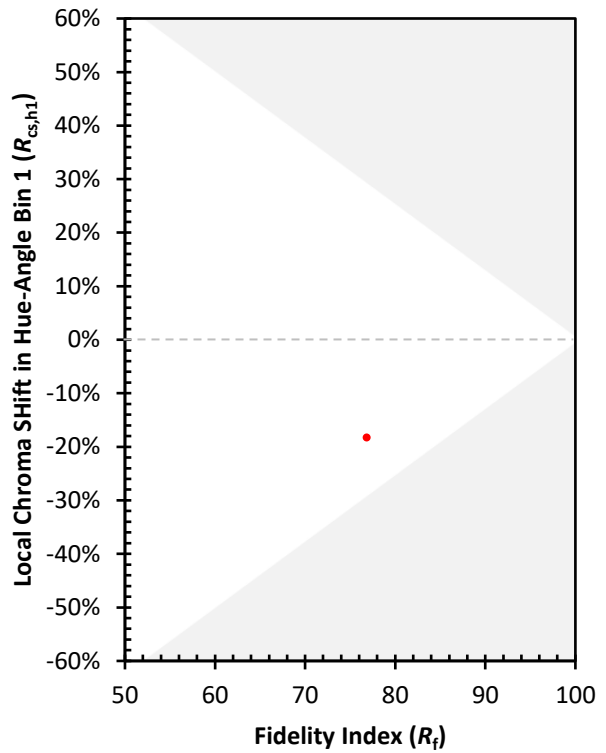
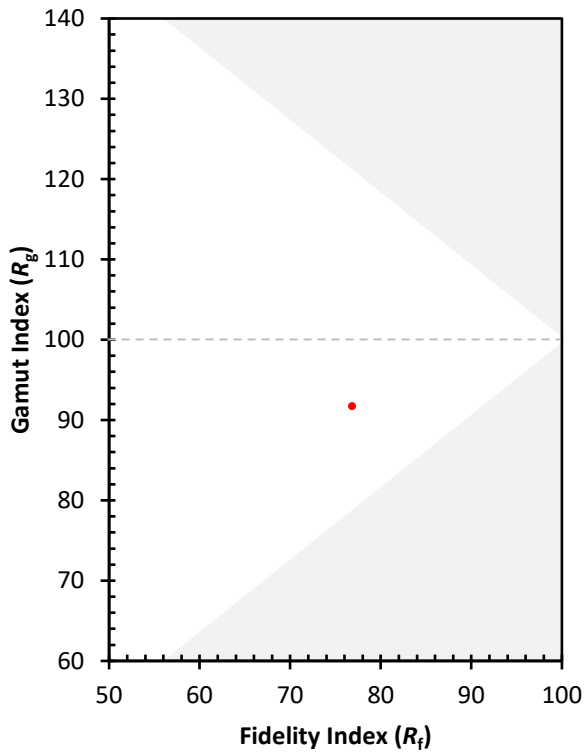
CES01 = 85	CES26 = 70	CES51 = 89	CES76 = 62
CES02 = 61	CES27 = 91	CES52 = 87	CES77 = 77
CES03 = 30	CES28 = 87	CES53 = 80	CES78 = 65
CES04 = 70	CES29 = 75	CES54 = 85	CES79 = 87
CES05 = 47	CES30 = 89	CES55 = 84	CES80 = 85
CES06 = 50	CES31 = 78	CES56 = 76	CES81 = 77
CES07 = 39	CES32 = 70	CES57 = 75	CES82 = 94
CES08 = 38	CES33 = 85	CES58 = 76	CES83 = 93
CES09 = 29	CES34 = 79	CES59 = 85	CES84 = 87
CES10 = 74	CES35 = 88	CES60 = 90	CES85 = 78
CES11 = 57	CES36 = 90	CES61 = 82	CES86 = 69
CES12 = 63	CES37 = 86	CES62 = 87	CES87 = 78
CES13 = 42	CES38 = 98	CES63 = 79	CES88 = 80
CES14 = 74	CES39 = 98	CES64 = 68	CES89 = 71
CES15 = 71	CES40 = 94	CES65 = 66	CES90 = 80
CES16 = 46	CES41 = 97	CES66 = 64	CES91 = 76
CES17 = 49	CES42 = 89	CES67 = 62	CES92 = 56
CES18 = 56	CES43 = 85	CES68 = 68	CES93 = 73
CES19 = 72	CES44 = 99	CES69 = 76	CES94 = 51
CES20 = 64	CES45 = 89	CES70 = 63	CES95 = 65
CES21 = 86	CES46 = 86	CES71 = 59	CES96 = 76
CES22 = 78	CES47 = 92	CES72 = 85	CES97 = 85
CES23 = 92	CES48 = 78	CES73 = 56	CES98 = 77
CES24 = 91	CES49 = 85	CES74 = 94	CES99 = 62
CES25 = 72	CES50 = 89	CES75 = 62	



Color Rendition by Hue-Angle Bin



Measure Comparisons



(END OF REPORT)